






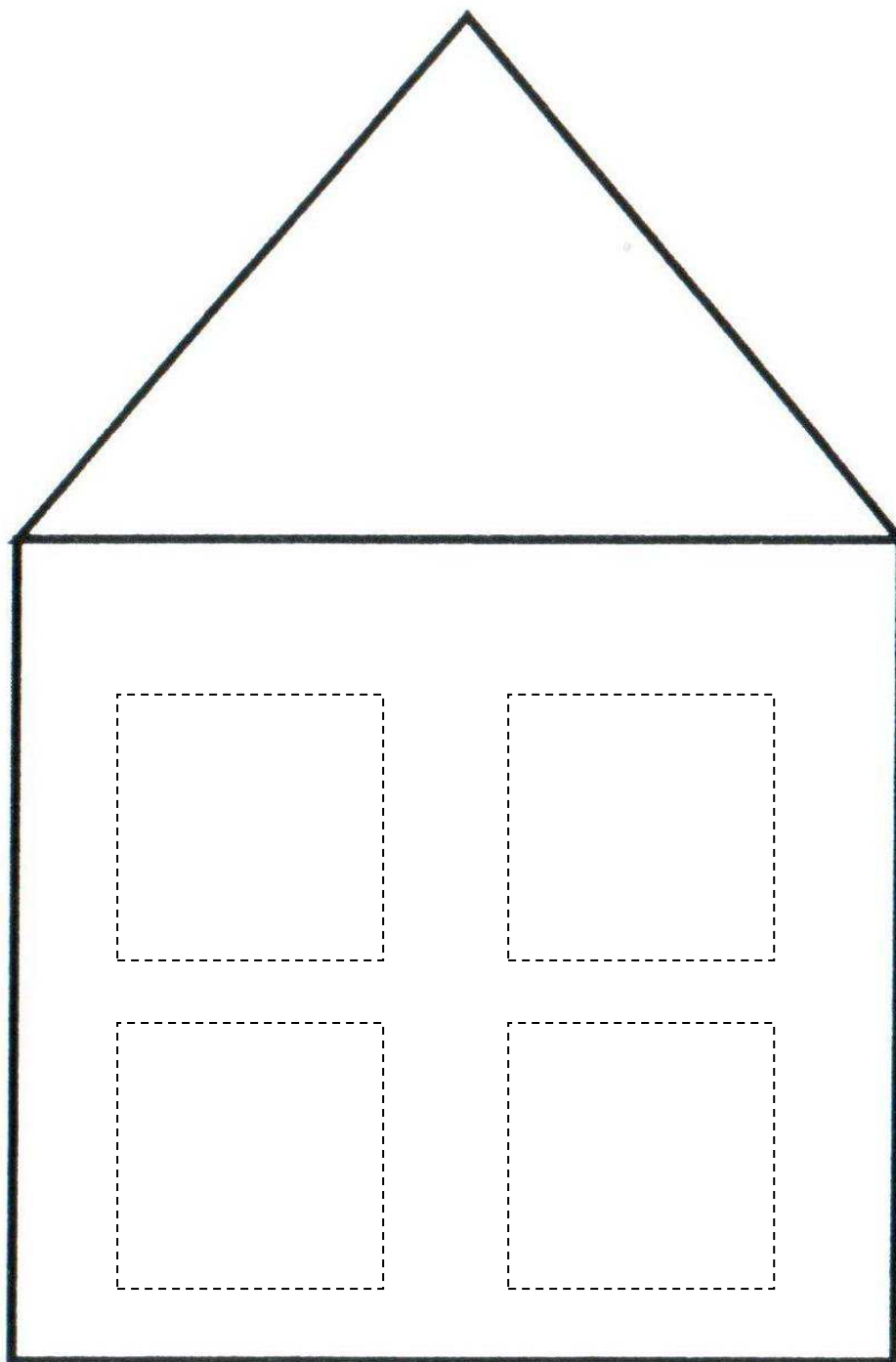
Modrou farbičkou vyfarbi malé autíčko, červenou veľké autíčko, žltou malú bábiku, zelenou veľkú bábiku.



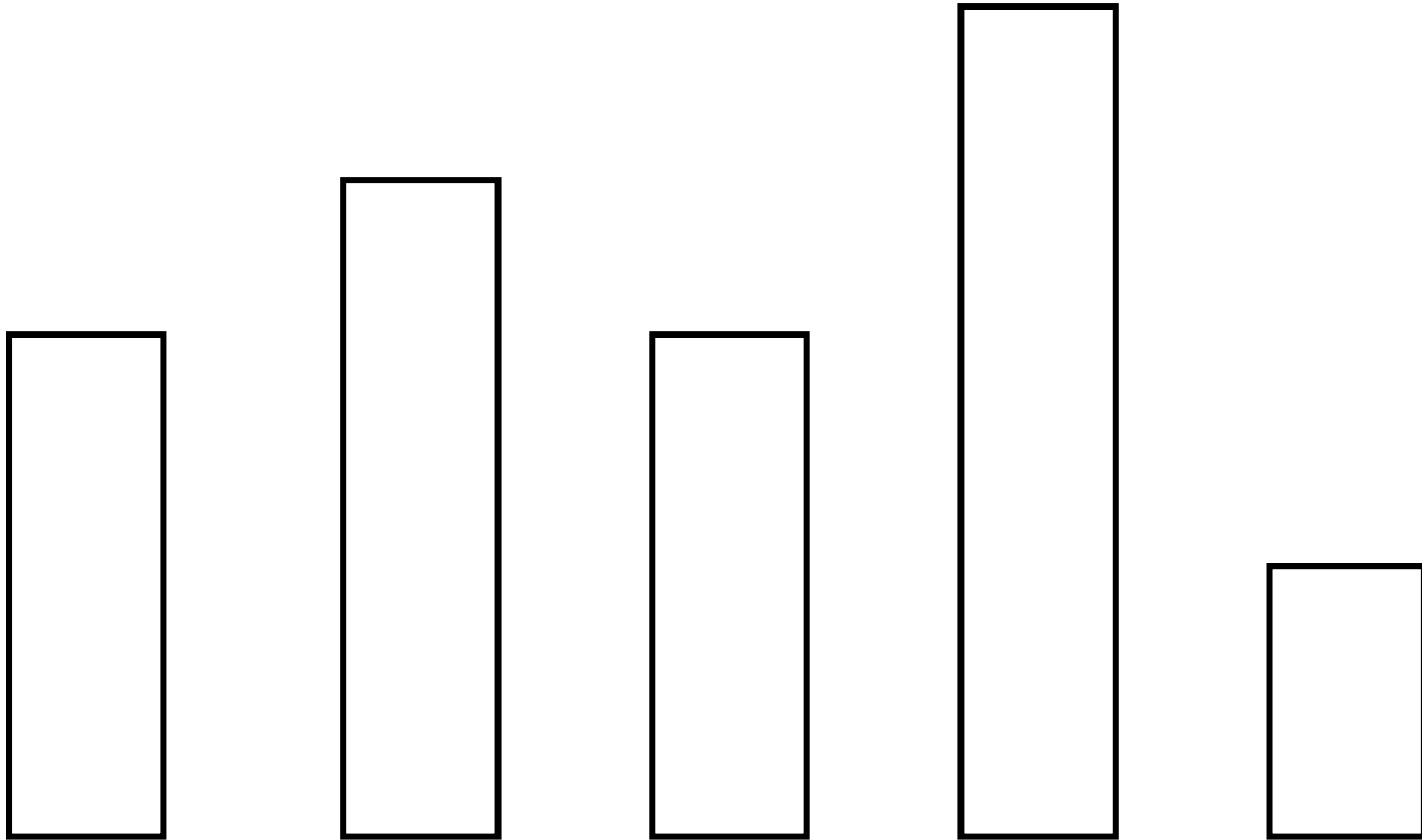
Vyfarbi domčeky podľa veľkosti, začni najmenším. Najmenší domček vyfarbi žltou, väčší zelenou, ďalší červenou, potom modrou a najväčší hnedou.



Obtiahni červenou pravé horné okno, žltou pravé dolné okno, modrou ľavé horné okno a zelenou ľavé dolné.




Jednotlivé pásiky vystrihni a zorad' ich podľa veľkosti od najmenšieho po najväčší. Potom pásiky premiešaj a zorad' ich od najväčšieho po najmenší.



Do hornej časti nakresli loptu, dom a psa.  
Do dolnej časti nakresli auto, kvet a mačku.

A large rectangular frame divided into two horizontal sections. The top section is intended for drawing a ball, a house, and a dog. The bottom section is intended for drawing a car, a flower, and a cat.

Na pravú stranu nakresli slnko, dom a štvorec.  
Na ľavú stranu nakresli trojuholník, jablko a oblak.






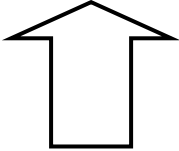











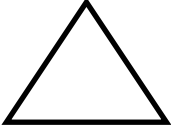
Do ľavého horného políčka nakresli 2 kruhy.

Do pravého horného políčka nakresli 1 štvorec.

Do ľavého dolného políčka nakresli 3 čiary.

Do pravého dolného políčka nakresli 2 trojuholníky.

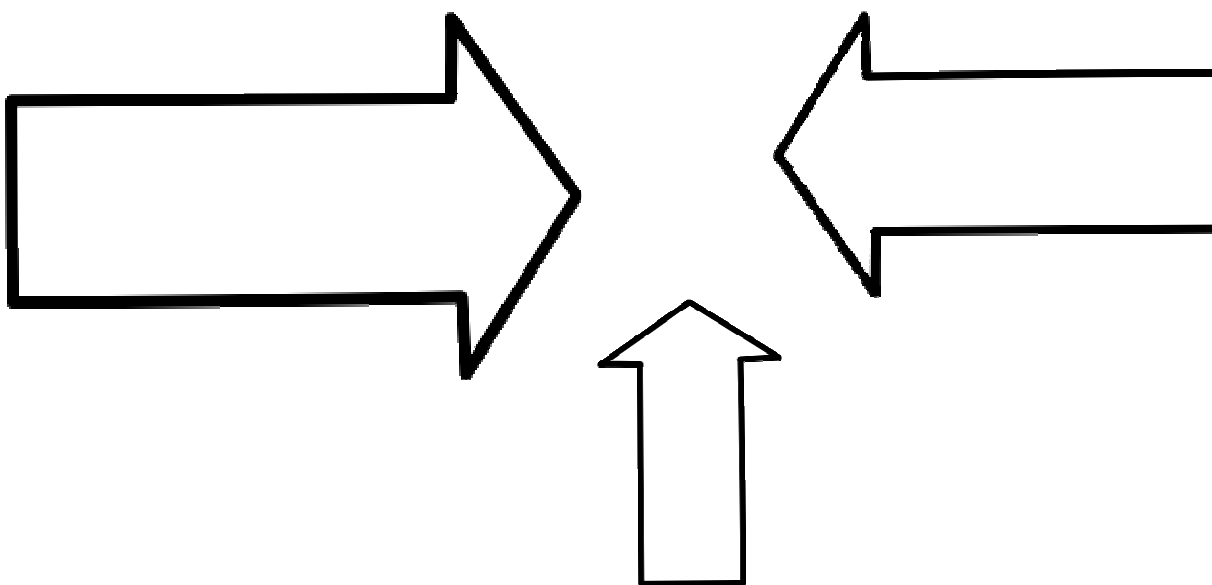
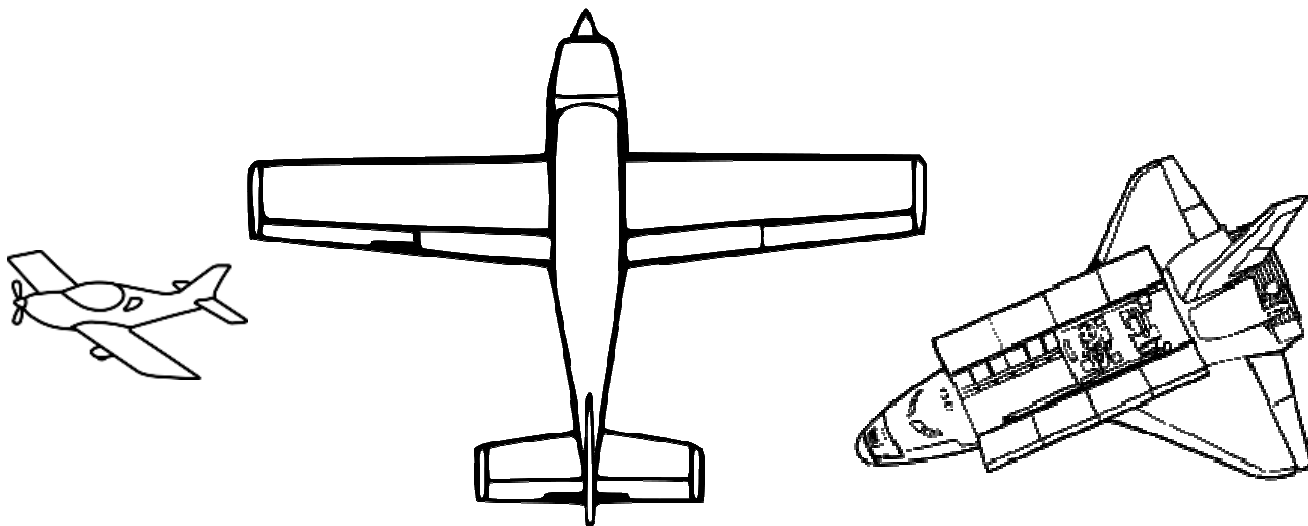



Podľa počtu bodiek na kočke nakresli príslušný počet obrázkov.




Najväčší predmet z každej trojice vyfarbi červenou farbičkou.  
Najmenší predmet z trojice vyfarbi zelenou farbičkou.







Povedz,

ktoré zvieratká sú pred kravičkou  
 ktoré zvieratko je hneď pred kravičkou  
 ktoré zvieratko je pred somárikom  
 ktoré zvieratko je hneď pred koníkom  
 ktoré zvieratká sú pred koníkom  
 ktoré zvieratko je medzi somárikom a koníkom  
 ktoré zvieratko je za kravičkou




Povedz,




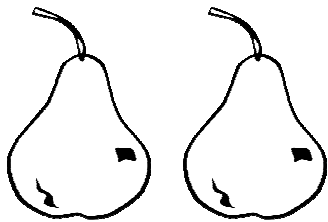

ktoré zvieratko je hneď pod prasiatkom  
 ktoré zvieratká sú nad somárikom  
 ktoré zvieratká sú pod prasiatkom  
 ktoré zvieratko je hneď pod kravičkou  
 ktoré zvieratko je medzi somárikom a kravičkou  
 ktoré zvieratká sú medzi prasiatkom a somárikom





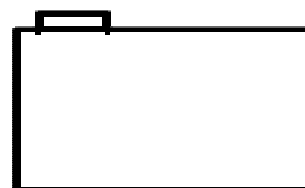





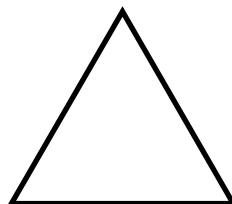

Dokresli na strom 3 jablká, nad strom slnko, pod strom 2 jablká, vedľa stromu jedličku, nad strom 2 oblaky a pred strom mravca.







Za čiaru nakresli presne toľko koliesok, koľko vidíš zvieratiek, ovocia a oblečenia.







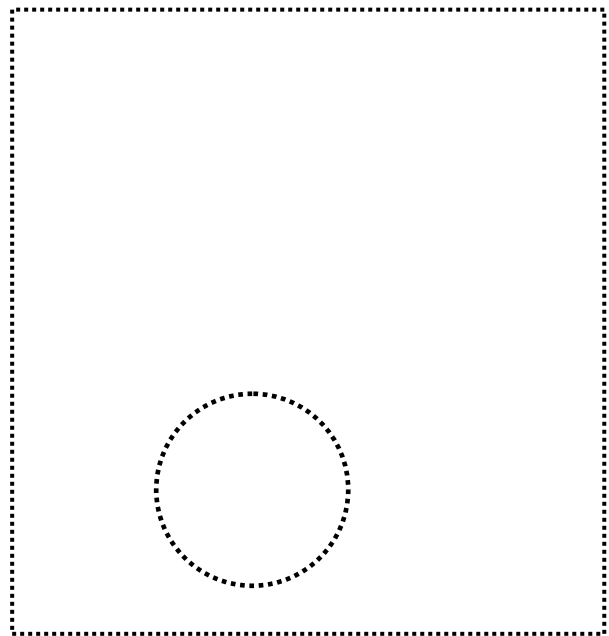


Zelenou farbičkou prečiarkni predmety v tvare štvorca.  
Červenou farbičkou prečiarkni predmety v tvare obdĺžnika.  
Čiernou farbičkou prečiarkni predmety v tvare trojuholníka.  
Modrou farbičkou prečiarkni predmety v tvare kruhu.




Rovnaké predmety spočítaj, porovnaj počet a zakrúžkuj skupinu s väčším počtom.



Obtiahni štvorce červenou a kruhy zelenou farbou.

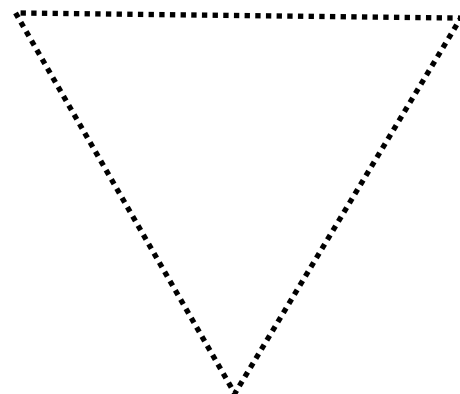

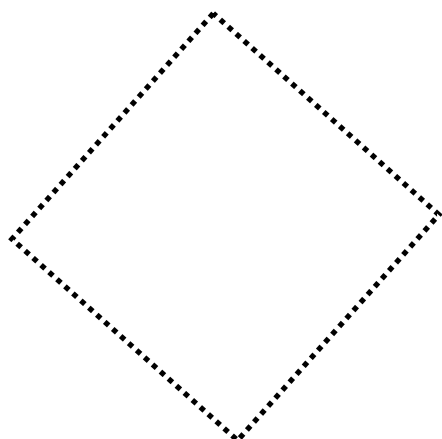
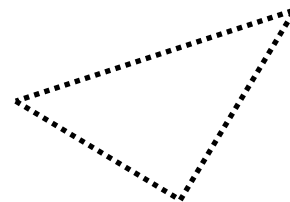

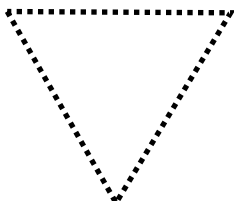





Obtiahni trojuholníky zelenou a obdĺžniky žltou farbou.

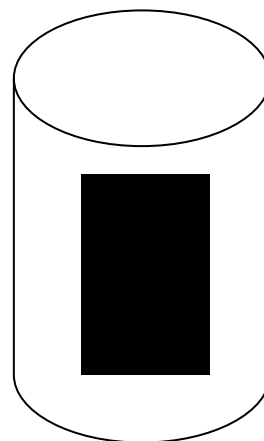

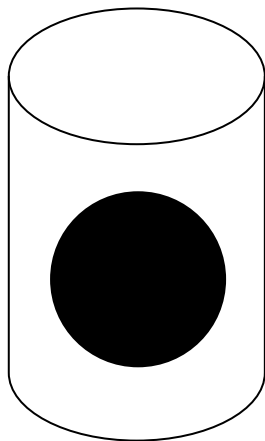
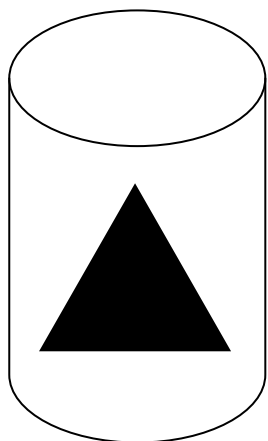





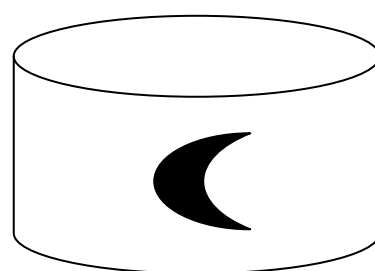


Obtiahni kruhy červenou, obdĺžniky modrou, štvorce čiernou a trojuholníky zelenou farbou.






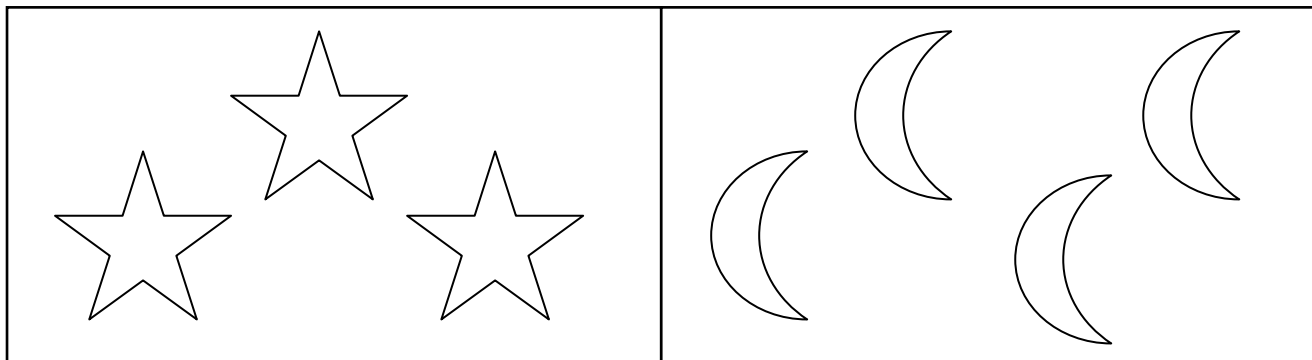
Spoj čiarou geometrický tvar so sudom, do ktorého patrí.








Nakresli do príslušného suda toľko bodiek, koľko vidíš srdiečok, hviezdíček a mesiačikov.



Spoj čiarou obrázky v susedných rámečkoch, aby vznikli dvojice. Ak je v oboch rámečkoch rovnaký počet obrázkov, vyfarbi ich.

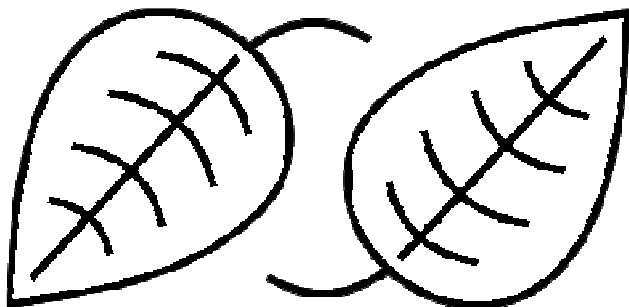


Predmety na ľavej strane vyfarbi zelenou farbou a pomenuj ich.  
Predmety na pravej strane vyfarbi červenou farbou a pomenuj ich.




Vyfarbi ľubovoľnou farbou:


list vpravo



topánku vľavo



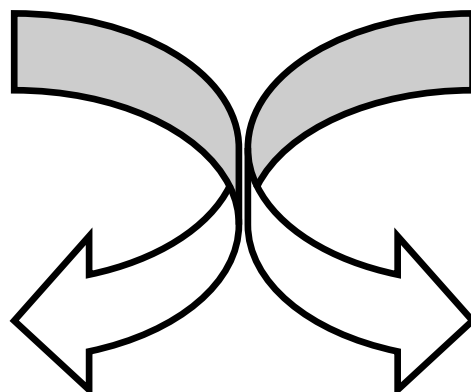
medved'a vľavo



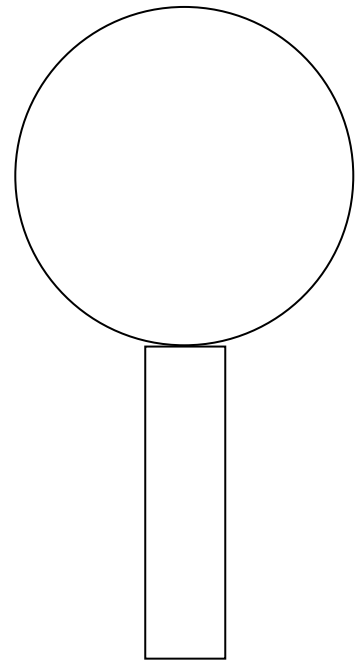
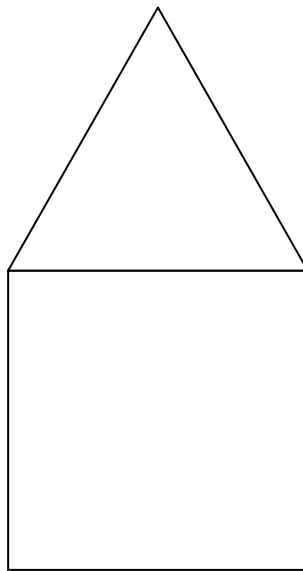
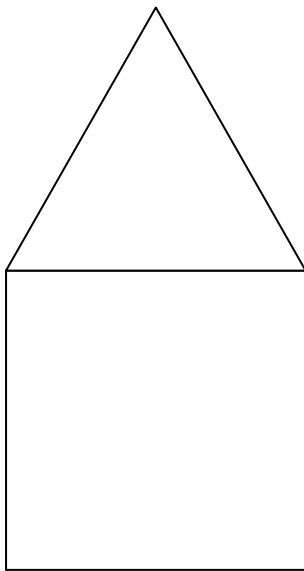
tekvicu vpravo




šipku vľavo



Obrázky zložený z geometrických tvarov prekresli na voľné miesto pod čiarou.  
Tvary pomenuj a ľubovoľne vyfarbi.


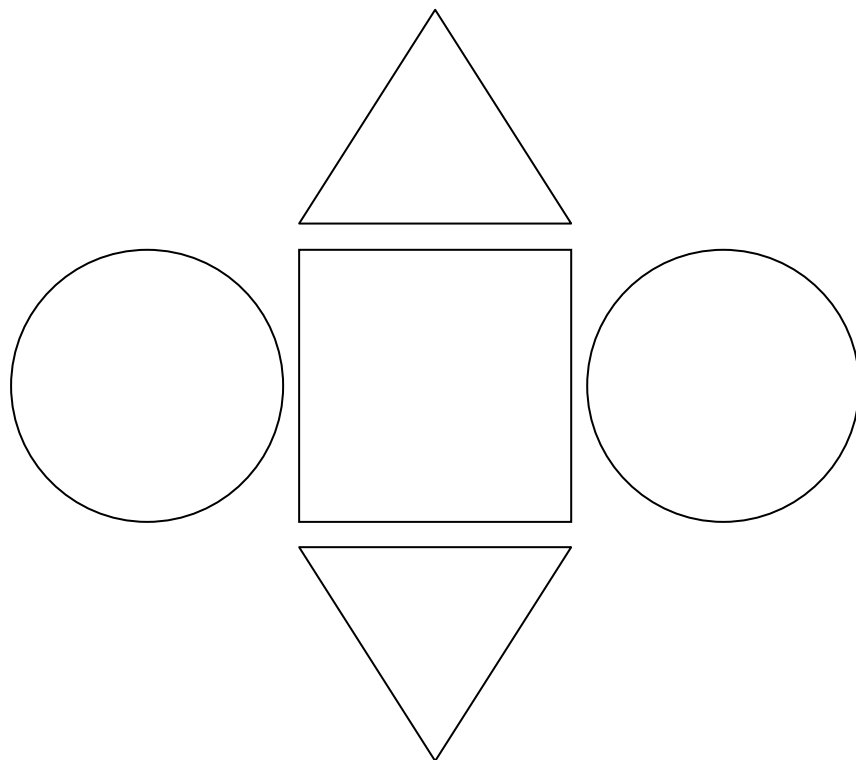


Obrázky zložený z geometrických tvarov prekresli na voľné miesto pod čiarou.  
Tvary pomenuj a ľubovoľne vyfarbi.






















Obrázky zložený z geometrických tvarov prekresli na voľné miesto pod čiarou.  
Tvary pomenuj a ľubovoľne vyfarbi.












Vyfarbi predmet, ktorý je na obrázku len jedenkrát.



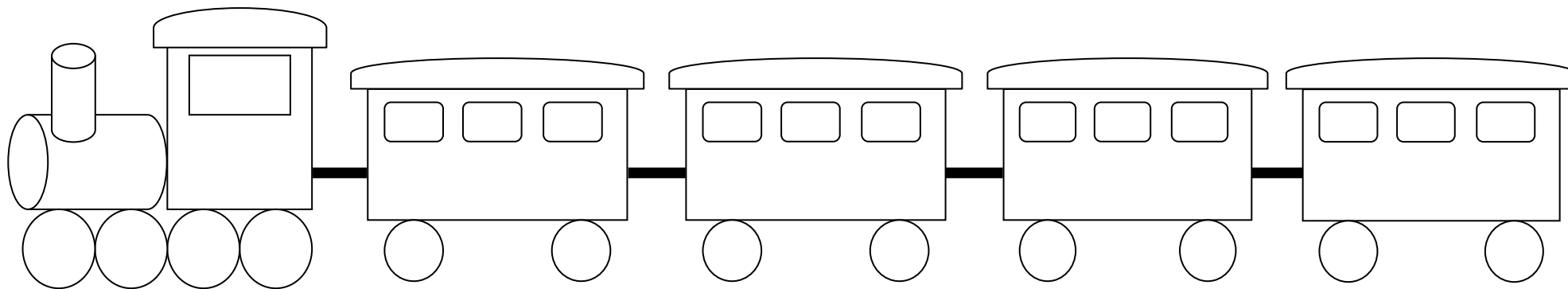
Vyfarbi dvojice (páry).




Vyfarbi štvorice.



Vyfarbi prvý vagón žltou, hned' za ním modrou, posledný vagón červenou a hned' pred ním hnedou.



Každý vagón vyfarbi inou farbou a potom povedz, ktorý vagón v poradí si vyfarbil ktorou farbou.



Vyfarbi na kvietku taký počet lupienkov, koľko máš rokov.

